



Lesson Plan

Objectives


Invite, 10 minutes

The Creation Accounts Page 63

Process

-  **Psalm 104:31** Pray the opening prayer.
-  **Psalm 8:2–3a, 4–9** Reflect prayerfully on the Word.
 - Discuss What Do You Wonder questions.

Materials

-  **Optional Activity**
Chapter Story:
“The Glory of God”



Discover, 35 minutes

In the Beginning Pages 64–65

- Recall that the two accounts of creation teach that God alone is the Creator and that humans are his creatures
- Consider what it means to be made in God’s image

Lessons of Creation Pages 66–67

- Recognize that the first man and woman were created by God in a state of Original Holiness, or grace
- Develop a desire to seek God’s truth and share in his life
- Define eternity as time without end and new life beyond death


- **Catholic Faith Words** Old Testament, soul, human dignity
- Discover the differences between the two creation accounts.
-  **Genesis 1:1–5** Proclaim the “First Account of Creation.”
 - ★ Underline why God created human life.
-  **Genesis 2:4–25** Proclaim “The Second Account.”
 - **Share Your Faith Activity** Indicate similarities and differences between the creation accounts.
- **Catholic Faith Words** Original Holiness, providence
- Discuss the lessons of the two creation accounts.
- ★ Highlight things we learn about God from the creation accounts.
- **Connect Your Faith Activity** Write a poem on the relationship between God and humans.


- ☐ pencils or pens
- ☐ pencils or pens
- ☐ board or chart paper
- ☐ highlighters
- **Optional Activity**
A Hidden Message
- ☐ Activity Master 2 (Page 63E)

Live, 15 minutes

Our Catholic Life Pages 68–69

Prayer of Adoration Page 70

- Identify ways to demonstrate respect for others.
- ★ Check off two ideas on human dignity to put into practice.
- **People of Faith** Learn about Saint Fiacc.
- **Live Your Faith Activity** Circle things a caretaker of creation does.
- Follow the order of prayer.
-  Begin and end by singing “Bless the Lord.”

- ☐ pencils or pens
- ☐ board or chart paper
-  Download “Bless the Lord.”

Family + Faith Page 71

Point out that the Catholic Families page provides chapter highlights, information on how sixth graders understand faith concepts, and family prayer.

Chapter Review Page 72

 aliveinchrist.osv.com

- Customize and Download Assessments
- Email Links to eAssessments
- Interactive Student Reviews

The Creation Accounts

Preparation for the Session

Turn to Page 71,
the Family + Faith page.

In this chapter you will help
your child to:

- Recall that the two accounts of creation teach that God alone is the Creator and that humans are his creatures
- Consider what it means to be made in God's image
- Recognize that the first man and woman were created by God in a state of Original Holiness, or grace
- Develop a desire to seek God's truth and share in his life
- Define eternity as time without end and new life beyond death

Read the **Consider This** feature. What thoughts or reactions do you have to the opening question?

Parents, Consider This: *The Book of Genesis begins with two accounts of creation. They give great assurance that no matter how the world evolved scientifically, the author of all creation is God. Giving praise to him is a way of living in your family that recognizes the gifts of creation and leads to a caring, responsible approach to his gift of creation. You need, however, to make it clear to your child that for Catholics, being eco-conscious is rooted in stewardship—living responsibly because all things are a gift from God.*

Read these other sections on the Family + Faith Page.

- *Your Child Learned.* This highlights some of the content of Sacred Scripture and Tradition in the lesson.
- *Children At This Age.* This will help you to understand how your child processes and learns at this developmental level.



Let's Sing: These songs connect the session topics and can be downloaded from aliveinchrist.osv.com.

- Bless the Lord
- For the Beauty of the Earth

INVITE: Encountering God in His Word

Turn to Page 63,
The Creation Accounts

After gathering the supplies that you will need, find a quiet place to be with your child. This is a sacred time—a time when you will be present to each other and to the Lord. You may want to light a candle as you begin.



Let Us Pray Invite your child to make the Sign of the Cross. Read aloud the Psalm verse from the book. Help your child to respond.

Say: Listen to this Scripture about the Lord and where he has placed humans in creation.



Guide your child through the Preparing for God's Word Ritual you learned in the Introduction Session or play Track 1 of the *Songs of Scripture* CD.

- Proclaim God's Word in the Parchment Paper box on the page.
- Maintain several moments of silence.
- Ask: What did you hear God say to you today?

Now, look at the *What Do You Wonder?* box.

Say: Everything you see in the natural world comes from God. Pay attention and you'll see his glory in it all.

Invite your child to respond to the questions. Ask what else she/he might wonder about how human beings are unique in God's creation.

DISCOVER: Learning God's Truth

Turn to Page 64,
In the Beginning

Remind your child that Divine Revelation is how God makes himself known to us in Scripture and Tradition. We also come to know about God through his creation.

Ask: Which book of the Bible contains the creation accounts? (*Genesis*)

Have your child find and read the definition of the **Old Testament** in the Catholic Faith Words box.

Remind her/him that the Genesis passages present religious truths, as opposed to scientific or literal truth.



Read the Scripture from the Parchment Paper box.

Ask your child if she/he can remember what God created on which of the six days of creation. Have them write them on a piece of paper. Then review Genesis 1:14-25 and see how much of his/her list was correct.



Direct your child to complete the gold-star activity as they read the last three paragraphs on page 64.

Turn to Page 65,
A Different Order

Have your child continue to read the first paragraph on this page.



Proclaim the Scripture in the Parchment Paper box.

- Ask: Are you surprised that there are two different accounts of creation? Why do you think there are two accounts? (*They come from two different groups of Jewish people. As Catholics, we do not ask which one actually happened, but rather, what is God telling us through both of these stories?*)
- Say: These accounts, though different, teach one important truth—that God is the Creator of all things.

Activity

Have your child complete the Share Your Faith Activity.

Parents, Consider This: *Our value and dignity do not come from our achievements, possessions, attractiveness, or status. They find their source in the truth that we are the work of God's hands. At this age your child has probably already begun to measure him/herself against others. Take every opportunity to help your child look at him/herself through God's eyes. If the Creator of the Universe created her/him—what a masterpiece she/he must be.*

Turn to Page 66,
Lessons of Creation

Ask your child to silently read page 66.

Point out that God created people to be in relationship with each other.

Discuss how people should treat one another, knowing that humans are made in God's image. *(with respect and love)*

Turn to Page 67,
Truths about God

Direct your child to the Catholic Faith Words box on the following page. Review the definitions to prepare for the reading.

Ask your child to read aloud the three paragraphs on this page.



Complete the gold-star activity. Discuss what your child underlines.

Parents, Consider This: *One of the most basic rights of the human person is to be treated with dignity and respect. At school and at home your child encounters many ways in which people are bullied and hurt. They themselves may have been victims of this abuse. Take the time to discuss the simple ways to respect others found in the answers to the gold-star activity. Why not ask your child to recreate this list on the computer and use it as a constant reminder in your family of the ways you act with respect toward others?*

LIVE: Living Our Faith

Turn to Page 68,
Our Catholic Life

Ask your child to respond to the question under the heading and then read the first paragraph.



Keeping in mind the Consider This section above, use the gold-star activity to begin a conversation with your child about your expectations that he/she uses words and actions that are respectful.

Turn to Page 69,
People of Faith

Read the paragraph about Saint Fiacre.

- Share your reactions to the information.
- Talk about some ways your family can be a good steward of creation.

Activity

Discuss and complete the Live Your Faith activity.

Turn to Page 71,
Family + Faith Page and
conclude with the Let's Pray
prayer on this page.

Parents, Consider This: *It's important to form our children in the common language of prayer. We encourage you to pray the Hail Mary (see Page 321) during your night prayer this week.*



To access and send an eAssessment to your child, go to the Student and Family section of aliveinchrist.osv.com.